



Newsletter

October 2009

A WORD FROM THE 'CHIEF'



I said last month, that, this month I would be talking about “out of sight” stays and dumbbell work, so here goes
 Let me begin with the stays, for those of you that don’t understand the term ‘out of sight’ it means that you have to leave your dog, in either a sit, or a down position for a certain number of minutes, whilst you go and hide somewhere (not too far away) where the dog cannot see or hear you. As we all know that the further you move away from your dog the more anxious they get. As you recall, when you are teaching your dogs the ‘Stay’ command, it is all about the dog having confidence knowing that you will return. In the trialing ring, the CCD dogs stay for a 1 minute Sit and a 2 minute Down whilst the handler is in sight and only 6 metres away. In Novice it is still a 1 minute Sit, but the time for the Down is increased to 3 minutes and the distance the handler is away is 12 metres.

The next step (Open) is your first ‘out of sight’, it is for a 3minutes Sit and a 5 minute down. To give your dog confidence, the first step, is to go not too far away, and only for 1 second. In other words, go out of sight and re-appear almost instantaneously. If your dog has stayed in position, return and praise. From this point you can gradually increase the time, and distance, for example, stay out of sight for 10 seconds, then increase to 20 seconds and so on.

If you are able to have some-one watch the dog, it will be a great benefit to you. They could either put the dog back in position or you could correct from a distance with a firm ‘stay’ command, so the dog thinks you can see them even when you are out of sight.

One of the major problems is the dog going down in the sit or sitting up in the down. If you cannot see your dog, and you have no-one watching your dog, you could go our of sight, the dog lies down when you disappear, but sits up just before your return, and you think that your dog has done the exercise correctly and reward them. This is where friends, partners family can be of a great help.


Remember that you are building up your dog’s confidence, so make the increases in time and distance very gradual, and where possible have another person watching your dog.

I did say I was going to talk about using the dumbbell, bit I have run out of time & space, so I will leave that for next month.

Happy Training
 Roddy



Tracking



Don't forget that the Club also does Tracking Training!
 Tracking has finished for the year....but what about next year!!
 For more information please call Paul Hill on 02 4976 2497 or email
zoeyphill@dodo.com.au

END OF YEAR TITLE TROPHIES

If you have got a title through the year, you are eligible for a trophy from our Club.
 These trophies are presented every year at the Christmas Party at the Clubhouse.
 Please fill out the 'Title Gained' form. These can be obtained from the Club, or downloaded
 and printed from the Website (go to the 'Forms' page)

www.portstephensdogclub.org.au

You will have to photocopy your 3x blue Qualifying Certificate's to accompany the Title
 Gained form

Fill out the bottom of the form to be in the running for the 'Highest Scoring Team' trophy,
 attach a photocopy of your 3x best scores (Qualifying Certificate's)





AGILITY



Agility Training is held on Tuesday nights and is fabulous fun.

Agility is open to Club Members whose dog is up to certain Obedience standards – you and your dog must be assessed before you can attend.

Training starts at 7.00pm, but members are asked to attend at 6.30pm to help get all the gear on to the grounds.

If you think you would like to attend - see any Committee Member and they can steer you in the right direction!

Agility is fast, fun and exciting for you and your best friend.





President's Dog of the Month



MINITURE SCHNAUZER

The Miniature Schnauzer is a breed of small dog of the Schnauzer type that originated in Germany in the mid-to-late 19th century. Mini Schnauzers developed from crosses between the Standard Schnauzer and one or more smaller breeds such as the Poodle or Affenpinscher. The breed remains one of the most popular, primarily for its temperament and relative small size. The ANKC recognizes only three colours for the Mini Schnauzer: salt-and-pepper, black-and-silver, and solid black.

Appearance.

Mini Schnauzers normally have small, squarely proportioned build, measuring 12 and 14 inches tall weighing 5.0 to 6.8 kg for females and 6.4 to 8.2 for males. They have a double coat. The exterior fur is wiry and the undercoat is softer. The coat is trimmed short on the body, but the hair on the legs, and edge of the body, a.k.a. the “furnishings”, are retained. Mini Schnauzers are often described as non-shedding dogs, and while that is not entirely true, their shedding is minimal and generally unnoticed. They are characterized by a long hair with bushy beard, natural forward-folding ears. Their tails are naturally thin and short, and may be docked (where permitted). They also have very straight, rigid front legs, and feet that are short and round (so-called “cat feet”) with thick, black pads.

Temperament

The Official Standard of the Miniature Schnauzer describes the temperament as “alert and spirited”. yet obedient to command, friendly, intelligent and willing to please. They should never be overaggressive or timid. Usually easy to train, they tend to be excellent watch dogs, with a good territorial instinct, but more inclined to vocal notification than attack. They are guarded towards strangers until owners of the home welcome the guest, upon which they are typically very friendly to them; unlike some of their terrier cousins, they are not typically aggressive. However, they will express themselves vocally, and may greet their owner or express joy, excitement, or displeasure. Proper socialization with other dogs and people is important. The breed is generally good with children, but as with any dog, play with small children should always be supervised. They are highly playful dogs, and if not given the outlet

required for their energy they can become bored and invent their “fun”. Schnauzers have a “high prey drive” (appropriate for a ratting dog), which means they may attack other small pets such as birds, snakes, and rodents.

Health

While generally a healthy breed, Mini Schnauzers may suffer health problems associated with high fat levels. Such problems include hyperlipidemia, which may increase the possibility of pancreatitis, though either may form independently. Other issues which may affect this breed are diabetes, bladder stones and eye problems. Feeding the dog low- or non-fatty and unsweetened foods may help avoid these problems. Mini Schnauzers are also prone to comedone syndrome, a condition that produces pus filled lumps, usually on their backs, which can be treated with various protocols. Mini Schnauzers should have their eyes dried after swimming due to risk of infection, ear examinations should part of the regular annual check up.

Grooming

Schnauzers require regular grooming, either by stripping (the approved method), or by clipping (a short cut usually reserved for family pets). Stripping removes the loose, dead coat; it may be done by hand, called finger stripping, or plucking, or with a stripping knife; either way, it is a laborious process. Many Mini Schnauzers who are family pets have regular grooming appointments to have their hair clipped; clipping, using electric clippers, produces a soft, silky, skin-close trim. Whether stripped or clipped, the coat is close to the body, and falls into a fringe-like foundation on their underbelly, called furnishings, which can be left to grow, but must combed regularly. All Schnauzers, whether they are minis, Standards, or Giants, should sport a beard, created by allowing the hair around their noses to grow out. Left unclipped or unstripped, the body hair will grow two to four, inches and will often tangles into mats and curls.





CLASS PROMOTIONS

2nd Class to 3rd Class

Calla & Oreo

Penny & Eli

3rd Class to 4th Class

Vicki & Flame

4th Class to 5th Class

No-One!


Congratulations to everyone, you have obviously been doing your homework.
Well done.

Roddy
Chief Instructor





Brutus, a 5 week old Rotty/Beagle cross, making cup cakes for his mates.....





OBEDIENCE

TRIALING DATES TO NOTE

Please consult your Dogs NSW magazine for more information, or check out the gazette online at www.dogs.nsw.com.au for more trial dates as not all trials may not be listed here.

CLUB	DATE OF TRIAL	TOWN/SUBURB	ENTRIES CLOSE
PORT STEPHENS	FRI 6 & SAT 7 NOVEMBER	RAYMOND TERRACE	10 OCTOBER 2009
MACQUARIE TOWNS	SAT 14 NOVEMBER	BLACKTOWN	16 OCTOBER 2009
SPRING FAIR	THURS 19 NOVEMBER	ERSKINE PARK	19 OCTOBER 2009
HILLS DISTRICT	FRI 27 NOVEMBER	CASTLE HILL	30 OCTOBER 2009
BLUE MOUNTAINS	SAT 28 NOVEMBER	ERSKINE PARK	31 OCTOBER 2009



AGILITY/JUMPING

TRIALING DATES TO NOTE

Please consult your Dogs NSW magazine for more information, or check out the gazette online at www.dogs.nsw.com.au for more trial dates as not all trials may be listed here.

CLUB	DATE OF TRIAL	TOWN/SUBURB	ENTRIES CLOSE
SPRING FAIR	21 NOVEMBER	ERSKINE PARK	19 OCTOBER 2009



NEWS



Port Stephens

Spring Trial



We will be holding our Spring Evening
Obedience Trial

Friday 6th and Saturday 7th November.

Any member that wants to enter still has time as
entries close 10th October - send them to:

Ms K Bray, 23 George St, East Maitland 2323
Ph 0438 616 552

If you would like to help out on the night (fabulous experience if
you are thinking that you might compete one day!) see Kylie or
Steve sometime before the trial.

ANY ONE CAN COME & WATCH!

Vetting for competitors: 5.00pm – 5.45pm, and competition starts
at 6.00pm





What the Seagull Saw!!

The Seagull has only one thing to say.....



Special Congrats!!


To Bronwyn and PJ
who gained their first Novice
pass @ Hillsborough.

These two are a pleasure to
be around, and we all cannot
say how happy we were to see
you get (the first of three).

Perseverance Pays!!

We know how hard you two
train!!!

Congrats Congrats Congrats





CLUB MERCHANDISE FOR SALE



CLUB POLO SHIRTS

Rugged polo shirt that you dog will soon associate with training! Includes club badge that is sewn to the front left breast of the shirt.
\$25.00

CLUB WATERPROOF JACKET

Ripstop outer with PVC coating
Chemically treated water repellent outer
Heat-sealed shoulder and arm seams for waterproofing
Anti-pilling polar fleece lining
Removable hood with elastic drawstring and Velcro flaps
Elastic cuffs with adjustable Velcro tabs
All club embroidery included (not shown here)
\$80.00



CLUB SPRAY JACKET

Light spray jacket, great for spring and cooler summer nights
All club embroidery included (not shown here)
\$37.50

CLUB BADGES

Club badges that can be sewn onto anything!
\$5.00



DON'T FORGET THAT THE CLUB CAN ALSO SUPPLY COLLARS, LEADS, DUMBELLS & ARTICLES

Please see Irena

