



# Newsletter

March 2009

## A WORD FROM THE 'CHIEF'

### A word from the 'Chief'

*Welcome to all our new members. I hope you enjoy training your dog as much as I have had in training mine.*

*Here's a little tip. Get down to your dog's level, get beside somebody and see what their knees look like. For those of you with small dogs, you will be surprised to see how **BIG** feet are. When training remember a dog cannot think like us, however, we can try to think like our dogs, in fact we have to, if*

*we are to have any understanding of them, and if we put ourselves physically at their height we will understand just that little bit more.*

*Also, if you want to know just what it is your dog does know, go to a quiet place and try your exercises without food. Simply choose one of your exercises, for example the 'Sit'. If in a junior class (1 or 2) and the dog sits on the command, or (if in a higher class) the dog sits automatically, enthusiastically praise your dog, but do not give any food. Then quickly move on to something else, where you can use food.*

*Remember, we use food to teach the dog an exercise, once the dog knows the exercise, the food is only given intermittently, and eventually not given at all, unless the work is of such a high quality the dog really, really deserves the treat. I see many handlers giving their dogs food for absolutely no reason. The main thing to remember is that dogs are given food as a reward for doing something very well.*

*For classes 4 & 5. try to do you heeling patterns with voice commands only, and then try with signals only. You will be surprised just what your dog knows.*

*That's all for now, enjoy your training with your best friend.  
Roddy.*





# AGILITY

**IS BACK ON BEGINNING  
TUESDAY 3<sup>rd</sup> MARCH**

Don't forget to support the club at  
the Hillsborough trial  
7<sup>th</sup> March


**Come & watch our members!**

Both agility demonstrations are cancelled. These were to have been at Cessnock in February and at Hunter Animal Rescue Day in March.



*We all wish Ray a speedy recovery.*

# Tracking



Don't forget that the Club also does Tracking Training!  
For more information please call Paul Hill on 02 4976 2497 or email

[zoeyphill@dodo.com.au](mailto:zoeyphill@dodo.com.au)

The clubs Tracking Trial's will be held:  
Sunday 23<sup>rd</sup> August &  
Sunday 13<sup>th</sup> September



# *Social Club*

The club is currently asking for expressions of interest for the formation of a social club.



There would be no joining fees.

Outings for club members, partners and families would be organised throughout the year.

These might include nights to the movies, maybe a winery tour, picnic, boat ride etc.

Please register your interest with Lee,  
Bronwyn or Sam





## *President's Dog of the Month*



## **SIBERIAN HUSKY**

The Siberian Husky is a medium-size, dense-coat working dog breed that originated in eastern Siberia. The breed belongs to the Spitz genetic family. It is recognizable by its thick-furred double coat, sickle tail, erect triangular ears and distinctive markings. An active, energetic and resilient breed whose ancestors came from the extremely cold and harsh environment of the Siberian Arctic and were bred by the Chukchi of Northeastern Asia, it was imported into Alaska during the Nome Gold Rush and spread from there into the United States and Canada, initially as a sled dog. It rapidly acquired the status of a family pet and a show dog.

### **History.**

The Siberian Husky, Samoyed, and Alaskan Malamute are all breeds directly descended from the original “sled dog” Recent DNA analysis confirms that this one of oldest breeds of dog.

In this breed of canine, the word “husky” is a corruption of the derogative term “Eskie” which was also shared by the Inuit tribes discovered by Caucasians who made earl expeditions into their lands. The word “Siberian” in this breeds name is derived form Siberia itself, because it is thought that Eskimo or sled dogs were used to cross the land bridge of the Bering Strait on the way to, or out of, Alaska, though this theory is continuously disputed by scholars. Breeds descended from the Eskimo dog were once found throughout the Northern Hemisphere from Siberia to Canada, Alaska, Greenland, Labrador, and Baffin Island.

## **Appearance**

Siberian Huskies share many outward similarities with the Alaskan Malamute as well as many other Spitz breeds such as the Samoyed which has a comparable history to the Huskies. Siberians have a thicker coat than most other breeds of dog. They come in a variety of colours and patterns, usually with white paws and legs, facial markings and tail tip. The most common colours are black and white, grey and white, copper-red and white, and pure white though many individuals have blondish, or piebald spotting. Striking masks, spectacles, and other facial markings occur in wide variety. They tend to have a wolf like appearance. The eyes of a Siberian Husky are bright blue, amber or brown. In some individual dogs, one eye may be brown and the other blue, or one or both eyes may be “particoloured, “that is, half brown and half blue. All of these eye colour combinations are considered acceptable by the ANKC, which also states that the eyes are “an almond shape, moderately spaced and slightly oblique.”

## **Size**

Male: - 53 to 60 cm at the withers and 20 to 27 kg

Female: - 50 to 56 cm at the withers and 15 to 23 kg

## **Temperament**

As a working breed, Siberian Huskies are a high-energy canine requiring lots of exercise. They have served as companions and sled dogs, but they are unsuitable as guard dogs. Overtime, this combination of factors has lent the Siberian Husky a strong sense of gentleness and devotion.

The Inuit tribes who used this breed for utilitarian and survival needs trained them to pull heavy sledges for great distances over tundra, drawing umiaks, and securing game by assisting in hunting.

## **Behaviour**

The Siberian Husky has been described as a behavioral representative of the domestic dog’s forbearer, the wolf, exhibiting a wide range of its ancestors’ behavior. They are known to howl, sing and talk rather than bark. Hyperactivity displaying as an overactive drive, a characteristic of kenneled dogs, is often noticeable in dogs released from their captive environment for exercise – a behavior welcome in hunting dogs but not in the family pet. The frequency of kenneled Siberian Huskies, especially for racing purposes, is rather high, as attributed through the history of the breed in North America. A fifteen minute daily obedience training will serve well for Siberian Huskies. Siberian Huskies are a very stubborn and dominant breed of dog. Siberians need consistent training and do well with a “Nothing In Life Is Free” training Program. They are extremely intelligent and after learning a new skill will often decide when to show off this skill when asked to perform it.

## Health

Siberian Huskies, with proper care, have a typical lifespan ranging from twelve to fifteen years of age. Health issues in the breed are genetic defects of the eye such as juvenile cataracts, corneal dystrophy, and progressive retinal atrophy. Hip dysplasia is not often found in this breed, though with many medium or larger canines, it can occur. However, Siberians in general have remarkably good hips.

## Dogsled Racing

Siberian Huskies are still used as sled dogs in sled dog racing. Siberians are still popular in races restricted to purebreds and are faster than other pure sled dog breeds such as the Samoyed and the slower but much stronger Alaskan Malamute. Today the breed tends to divide along the lines of “racing” Siberians and “show” Siberians. Racing Siberians tend to have more leg to enable them more reach when running. Show Siberians tend to be a bit smaller.

Apart from dog sled racing – they are very popular for recreational mushing and are also used for skijoring (one to three dogs pulling a skier) and European Ski-pulka. A few owners use them for dog-packing and hiking. They have also seen use as therapy dogs.

In Australia, Siberian husky sled dog racing occurs on forest tracks using specially designed scooter with two wheels for one or two dogs, or three wheeled rig for three or more dogs.





# THESE POSITIONS ARE STILL VACANT



## IF YOU HAVE A LITTLE SPARE TIME PLEASE SUPPORT YOUR CLUB

### REGISTRAR

This position is one of the most important in the Club

The person needs to be an early riser, must be on the grounds at least 30 minutes prior to the start of training. And also be prepared to stay at least 30 minutes after training to balance the money with the Treasurer

#### Responsibilities:

- To keep a record of all new members, and all renewals.
- To keep a record of all members training on the grounds.
- To ensure that all members have the appropriate name tags.

For further information, contact **Kerrie Armstrong, Registrar.**

### ASSISTANT REGISTRAR

This position is to assist the Registrar, and to take over the Registrar's duties when s/he is unavailable.

For further information contact **Kerrie Armstrong, Registrar.**



### CANTEEN OFFICER

#### Responsibilities:

- To be on the grounds at least 15 minutes prior to training,
- To ensure that there is enough tea, coffee, milk & sugar.
- To ensure that there are enough drinks.
- Purchase items if required, and to report to Catering Manager (Jane Scorer).
- Member will either get petty cash from the Treasurer, or be reimbursed by the Treasurer, when a receipt for same is supplied.

To staff the canteen during the training hours, however, if actually training, must to be able to go into the Canteen and serve in the breaks.

To take the money for all drinks and hand to the Treasurer at the end of training.

For further information contact **Jane Scorer, Canteen Manager.**



## RAFFLES OFFICER

### Responsibilities:

- To ensure there are enough items to raffle.
- To decide on what are to be the prizes, and how many prizes.
- To sell raffle tickets at the counter prior to training, therefore would need to be on the grounds at least 30 mins prior to training.
- To decide when the prizes will be drawn.
- To count and hand the money to the Treasurer at the end of training.

For further information contact **Sue Adams, Treasurer.**

## CATERING MANAGER

### Responsibilities:

To organize canteen for all trials (3 per year) at our grounds at Raymond T Terrace.

This will include organising morning/afternoon tea/supper and lunch/or dinner for stewards and judges.

This also includes making sure there are enough people to staff the canteen on these days, what we are to sell and how much we are going to charge.


This person will have to organise a group of people in order to get this job done. You don't have to be a good cook (others can do that).

There is a 'to do' list to help with the job and people in the club with previous experience to help with advice on how to do things.

You can do just for one trial or take on the job for all trials. It would be good for several people to put up their hands for this one as the job is easier if shared.

(NB: Handlers participating in the trial cannot serve the judges or stewards before they enter the ring so if you only plan to enter Agility Trials you can put your hand up for Obedience Trials or vice versa. You could also delegate some one else to serve the meals to the judges.)

For further information contact **Jane Scorer, Canteen Manager.**





## POSITIONS VACANT – 2009

## POSITIONS TAKEN

### EVENTS MANAGERS:

**JOB TAKEN! THANKS TO SAM, BRONWYN & LEE**

### LIASION OFFICER:

**JOB TAKEN! THANKS KYLIE**

### EQUIPMENT OFFICER:

**JOB TAKEN! THANKS DES**

### GROUNDS SUPERVISOR -

**JOB TAKEN! THANKS DORIS**

Don't Forget to Visit Our  
Website!

[www.portstephensdogclub.org.au](http://www.portstephensdogclub.org.au)



## GO SECONDS WITH YOUR INSTRUCTORS!

### John Mac (Macca)

1. How long have you been involved with this club?

*Around 3 years*

2. What is one thing that people don't know about you?

*I make furniture as a hobby.*

3. What are your favorite 3 breeds?

*German Shepherd Dogs, Weimaranas and Giant Schnauzers*

4. Your favorite saying to do with dogs?

*Always train your dog to come when called*

5. What are your favorite movie / book / musical?

*My favorite movie is 'Grumpy Old Men' and my favorite book is 'A Fortunate Life'*



### Kerrie

2. How long have you been involved with this club?

*I first joined the club 12 years ago, and then re-joined 4 years ago*

6. What is one thing that people don't know about you?

*I play darts and love swimming & gardening*

7. What are your favorite 3 breeds?

*All Retrievers, Weimaranas & Dobermans*

8. Your favorite saying to do with dogs?

*'Dogs teach you to live in the moment'*

9. What are your favorite movie / book / musical?

*'Four Fires'*



# Collars with Irena



There are different types of collars on the market, and deciding on which one will suit your dog, and your training methods is very important.

We have to remember that dogs with incorrectly fitted collars can do themselves injury. They can get caught, choke themselves or back out of the collar potentially causing dangerous situations.

Whatever collar you decide suits your dog the best it is very important the correct size is chosen.

The club does sell collars and when you purchase one of ours we will make sure that it fits your dog correctly.

## Gentle Collars



These collars are very safe - they are nice and wide and soft. When fitted correctly the dog is unable to back out of the collar as it will tighten if pulled.

These collars are adjustable, so they have a secondary adjustment in addition to the general size.

The collars have no metal chain parts so do not pull fur like other collars can and when fitted correctly may be left on the dog as their day to day collar with their identification tags.



## Flat Collars

These are your normal collars and can be purchased anywhere.

As with all collars these must be fitted correctly as this will prevent the dog from backing out of the collar, which may happen if the collar is too loose.

These collars may be left on the dog permanently with the dogs tags as they are considered to be very safe when fitted snugly.

## Metal / Fabric Martingale

These collars are used for training purposes only as if they are left on your dog they could become snagged and become a choking hazard.

They will prevent a dog backing out of the collar as they will tighten when the dog pulls but will not keep tightening as in the case of a full chain choker.

As with all collars they must be fitted correctly.



## Check Chain

These are definitely not to be left on your dog and only used when they are training and in your view. They may very easily become a choking hazard when used incorrectly.

These chains must also only be used by people that have been instructed in their use as they are used with a pull and release (check) mechanism and this will only happen if they are fitted correctly.

The dog must not be allowed to continually pull on this collar as it will choke them.

## Halti

These are not my favorite collars but they can be useful for some dogs.

The Halti should be used in conjunction with a double clip lead where one clip is attached to the halti and the other to the collar of the dog.

These must also be fitted correctly as they may ride up into the dog's eyes.





## OBEDIENCE

### TRIALING DATES TO NOTE

Please consult your Dogs NSW magazine for more information, or check out the gazette online at [www.dogs.nsw.com.au](http://www.dogs.nsw.com.au) for more trial dates as not all trials may not be listed here.

CLUB	DATE OF TRIAL	TOWN/SUBURB	ENTRIES CLOSE
BRUSH FARM	SUNDAY 22 MARCH	EASTWOOD	1 <sup>ST</sup> MARCH 2009
ROTTWEILER CLUB	FRIDAY 10 APRIL	HILLSBOROUGH	14 <sup>TH</sup> MARCH
ARMIDALE	SAT 11 & SUN 12 APRIL	ARMIDALE	13 <sup>TH</sup> MARCH
NTHRN SUBURBS	SUNDAY 26 APRIL	ST IVES	6 <sup>TH</sup> APRIL
METROPOLITAN	WEDNESDAY 29 APRIL	LINDFIELD	8 <sup>TH</sup> APRIL
ALBURY	SUNDAY 3 MAY	ALBURY	3 <sup>RD</sup> APRIL



## AGILITY

### TRIALING DATES TO NOTE

Please consult your Dogs NSW magazine for more information, or check out the gazette online at [www.dogs.nsw.com.au](http://www.dogs.nsw.com.au) for more trial dates as not all trials may be listed here.

CLUB	DATE OF TRIAL	TOWN/SUBURB	ENTRIES CLOSE
ARMIDALE	SUNDAY 12 APRIL	ARMIDALE	13 <sup>TH</sup> MARCH
DEER BUSH	SUNDAY 19 APRIL	PRARIEWOOD	3 <sup>RD</sup> APRIL
KYEAMBA	SAT 25 & SUN 26 APRIL	WAGGA WAGGA	3 <sup>RD</sup> APRIL
SHOALHAVEN	SATURDAY 2 MAY	NOWRA	3 <sup>RD</sup> APRIL



# NEWS



## MOCK TRIALS FOR HORNSBY TRIAL

Roddy will be holding mock trials on  
Wednesday 4th March & Wednesday 11<sup>th</sup>.

It is only for those members entered in Hornsby trial and general training will not happen unless another instructor can be found to take the non-triallers.


It will have to be quick, those taking part to be there at 5.30pm to set up, as there is a management meeting at 7.30pm.

---

## MAY TRIAL 09

Our May trial is fast approaching, so we are  
putting out the call for fifteen

### STEWARDS



This is a good opportunity for our club members who have not yet trialled to find out what it is all about.

The trial will be for two days: Saturday 2<sup>nd</sup> May and Sunday 3<sup>rd</sup> May.

There will be training for the stewards before the trial. Lunch and refreshment are provided.

It is a fun couple of days and well worth being involved as a lot can be learned and the dogs are fantastic.

Please see Irena or any Committee member to put your name down.

---



## *What the Seagull Saw!!*

### **The Seagull reports.....**

A very graceful tumble and roll executed by one of the Wednesday night crew, very nice

A slender border improving very very quickly! Watch the watching.

OMG! How many of our dogs are starting scent discrimination! Congrats to all for getting to this stage – you are a credit to the club.


Who's looking forward to the jumping (and owners running) trial at Hillsborough!

It has been noted how many people are enjoying agility and thanks are due to a Miss Veronica for all her hard work while Mr. Ray is recovering.

Lots of good luck to a couple of nervous first time triallers for Hornsby – see Lee (she knows how to help the nerves)

Note to self – when raining means heavy lifting

What's with the Grandma trolley?





## CLUB MERCHANDISE FOR SALE



### CLUB POLO SHIRTS

Rugged polo shirt that you dog will soon associate with training! Includes club badge that is sewn to the front left breast of the shirt.  
\$25.00

### CLUB WATERPROOF JACKET

Ripstop outer with PVC coating  
Chemically treated water repellent outer  
Heat-sealed shoulder and arm seams for waterproofing  
Anti-pilling polar fleece lining  
Removable hood with elastic drawstring and Velcro flaps  
Elastic cuffs with adjustable Velcro tabs  
All club embroidery included (not shown here)  
\$80.00



### CLUB SPRAY JACKET

Light spray jacket, great for spring and cooler summer nights  
All club embroidery included (not shown here)  
\$37.50

### CLUB BADGES

Club badges that can be sewn onto anything!  
\$5.00



**DON'T FORGET THAT THE CLUB  
CAN ALSO SUPPLY COLLARS, LEADS,  
DUMBELLS & ARTICLES**

Please see Irena

